



School Organisation 2021-22



Headteacher: Mrs Best

Deputy Headteacher – Overview of Early Years and Key Stage 1:
Mrs Howarth

Assistant Headteacher – Overview of Key Stage 2: Miss
Hannaford

Welcome to Foundation

Early Years Team Leader: Mr Mantell

Teachers: Mrs Howarth and Mr Mantell

Teaching Assistants: Mrs Chambers and Miss Hurley

Home School Agreement

Attendance

Independence

Time keeping

Uniform

Behaviour



Uniform

- Oreston logo navy blue sweatshirt or cardigan (no zips or hoods)
- Oreston navy blue fleece (optional)
- Oreston (or plain) white polo shirt / collared shirt / blouse
- Grey or navy skirt, pinafore dress, tailored trousers or shorts
- Blue and white gingham dress for summer (no jumpsuits)
- Navy / white / grey socks or navy / grey tights
- Suitable black school shoes (no trainers or boots)
Trainers can be changed into for breaktimes and lunchtimes

Note: Children in Foundation, Year 1 and 2 must have a school book-bag. All items of clothing must be clearly marked with your child's name.

PE Kit

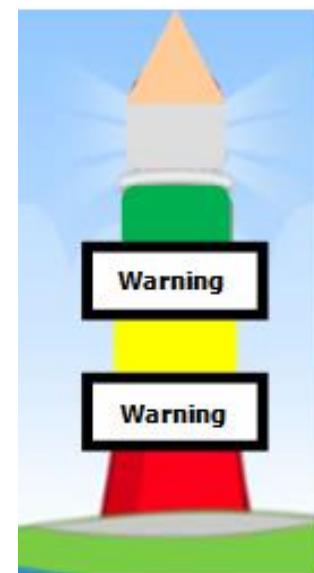
Indoor:

- Black shorts or skirts
- White t-shirt

Outdoor:

- As above with plimsolls and trainers (trainers preferred)
- Black or blue leggings / tracksuit bottoms can be worn
- Oreston hoodie or school jumper / cardigan can be worn

Note: All children will require a named PE bag. All items must be clearly marked with your child's name.



Behaviour Policy online

<http://www.orestonacademy.com/policies/>

Our themes this year are:



**Will you read me a
story?**

(Terms 1 and 2)

Are we there yet?

(Terms 3 and 4)



**Why do ladybirds
have spots?**

(Terms 5 and 6)

Our theme this term:

Will you read me a story?

A magical project all about fairy tales, goodies and baddies!



A Broad and Balanced Curriculum

Seven areas of learning

Three prime areas:

Personal, social and emotional development

Communication and language

Physical development

Four specific areas:

Literacy

Mathematics

Understanding the world

Expressive arts and design

Library Time



Theme Days/ Weeks

- Team Building Weeks
- E-safety
- Comic Relief
- Children in Need
- Anti-bullying Week
- Science and Engineering Week
- Health Week
- International Week
- World Book Day





- We are now using *Read Write Inc. Phonics*, a very popular and successful literacy programme.
- All staff have had training for this programme.
- Your children will begin learning this term on 'Fred Talk' and Set 1 Speed Sounds.
- The programme ensures that children 'keep up not catch up'.
- There will be a further guidance sheet to follow.
- Further updates on the website to provide support for parents.








Handwriting

- Handwriting is taught daily as part of the Read Write Inc Phonics session.
- In Foundation, children are supported to develop gross motor skills to help movement and language associated with this e.g. 'around', 'down' and 'curl'.
- Children move onto developing fine motor skills using a creative approach, for example chinks, whiteboards, water and play-dough.
- Children use plain and lined paper to practise handwriting in their books.
- The expectation is that children should write most letters in the alphabet correctly by the end of the year.

Handwriting

- We use the 'patter' and images from the Read Write Inc programme to support children to use the correct letter formation.
- Example of the letter images and 'patter':

				
Around the apple and down the leaf.	Down the laces to the heel and around the toe.	Curl around the caterpillar.	Around the dinosaurs bottom, up his tall neck & down to his toes.	Lift off the top and scoop out the egg.

Further guidance will be provided in the future.

Tapestry



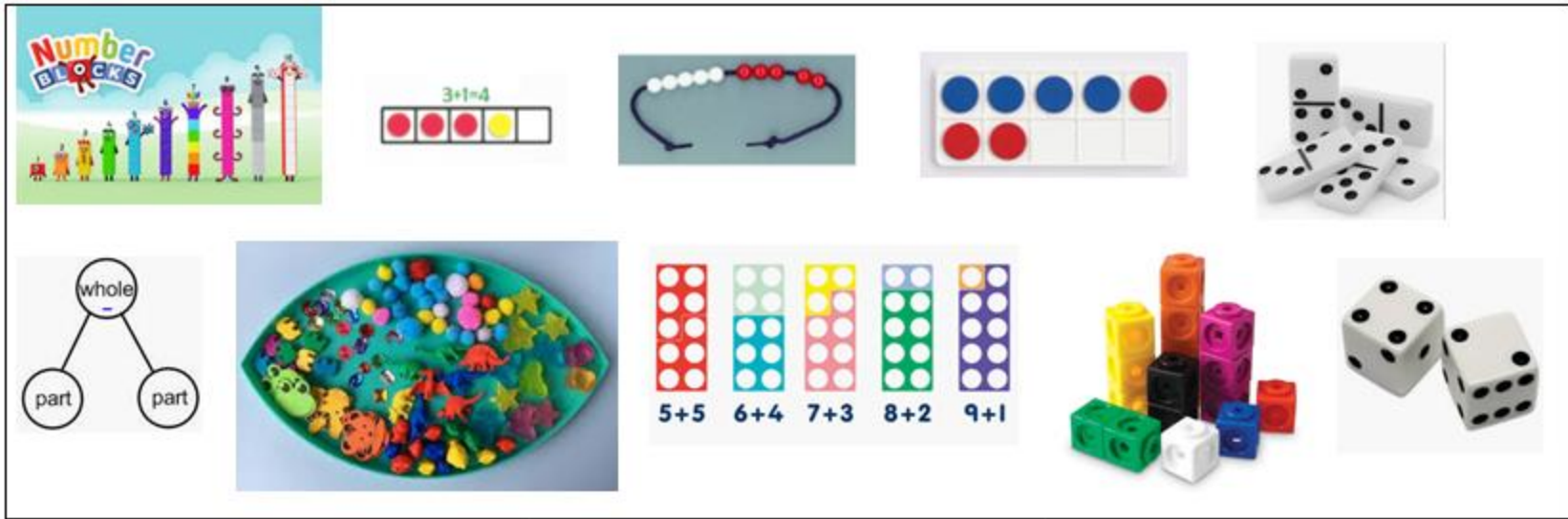
- This year the Early Years team are continuing to use an educational software called 'Tapestry'. This allows each child to have their own 'Learning Journal'.
- Tapestry offers direct access to this system to relatives, so that you are kept informed of activities and achievements your child has been involved in at school.
- Tapestry allows you to add observations and photographs of your own as well as post comments. We love to hear about learning and WOW moments from home, so please add any moments of interest or learning that your child experiences out of school.

Maths Curriculum



- Maths will be taught to ensure a **greater depth for greater understanding**.
- There is a greater emphasis upon **solving problems** set in real-life contexts.
- Great emphasis is placed upon the use of the **correct mathematical vocabulary**.
- The expectation is that children should be able to do the following by the end of the year:
 - Have a deep understanding of number to 10, including the composition of each number.
 - Subitise (recognise quantities without counting) up to 5.
 - Automatically recall (without reference to rhymes, counting or other aids) number bonds up to 5 (including subtraction facts) and some number bonds to 10, including double facts.
 - Verbally count beyond 20, recognising the pattern of the counting system.
 - Compare quantities up to 10 in different contexts, recognising when one quantity is greater than, less than or the same as the other quantity.
 - Explore and represent patterns within numbers up to 10, including evens and odds, double facts and how quantities can be distributed equally.

Manipulatives



Calculation Progression

The calculation policy used at Oreston is available to be viewed on the Oreston Website. This will show you the strategies that are being used in class and will help you to support your child at home.

<http://www.orestonacademy.com/our-approach-to-teaching-maths-at-oreston/>

Library Books

Your child will be able to select a library book to take home. These books are to promote a love of reading and is a book to be shared at home with your child.

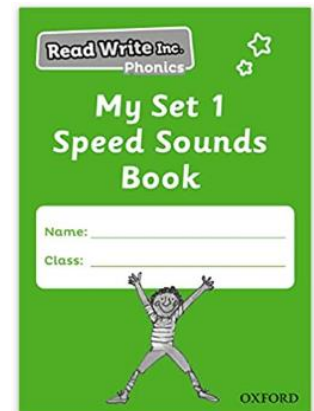
There is a library card sent home with the book. Please ensure that this is placed inside the book when it is returned.



Home learning

Information sheets

- Sent home weekly via Tapestry (Sway document).
- Explains the focus for each week to help keep you informed.
- There will be suggestions for an activity to complete at home which will be linked to the current focus.
- We will send home links for phonics videos either online or on a QR code.
- An enjoyable activity for you to share at home.
- Weekly reading support with learning letter sounds.



Reading Logs

Reading Rewards:

Sticker for every 3 reads



Points	Awards
100	Bronze award
175	Silver award
250	Gold award



Every time a child reads at home and a comment is written in their reading log, they will earn a reading point (maximum 1 per day). The aim is to read at home three times every week. Once the children have reached the number of points as listed below, they will receive a reading reward for their efforts. They can also achieve one bonus reading for pleasure point each week, where they record a book they have had read aloud to them, listened to an audiobook or read a book of their own choice.

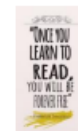
- Class Teacher/Teaching Assistant will highlight the dates of each read
- Remember to record each read
- Expectation is to read and record at least 3 days a week

At school we will...

- Read a story every day to your child focussing on new words to develop key vocabulary and oracy.
- Provide a daily phonic session in a small group as soon as they start school to teach letter sounds and read words.
- Assess children's phonic knowledge on a regular basis to ensure that your child is making progress and address any misconceptions.
- Provide books for children to explore in different learning spaces that link to different topics. Share books linked to all subject areas.
- Provide workshops to support parents/carers with phonics and early reading.
- Provide information about the Read Write Inc phonic scheme on our school website.
- Provide ideas to try at home linked to reading and phonics. Provide Read Write Inc videos every week to help practise phonics.
- Award a weekly reading champion a book to take home forever!
- Send home the book that your child has read in their phonics lesson as well as the matched Book Bag Book (from red books).
- Provide ideas to try at home linked to reading
- Provide a weekly library session where children can take home a book of their choice to read for enjoyment and phonics.
- Ensure an adult reads one to one with your child at least once a week and this will be recorded in the reading record.
- Provide one to one daily reading and phonic sessions with children who would benefit from additional reading support.
- Check reading records regularly to strengthen the link between home and school reading.

As parents/carers you can...

- Encourage a love of reading and help children to understand the importance of reading regularly. Explore the meaning of new words with your child.
- Share fiction and non-fiction books on a regular basis at home and talk about pictures, events and characters. It is important to share nursery rhymes, traditional tales, magazines, menus and signs which show print.
- Come into school to learn about early reading in our termly parent/carer workshops.
- Practise phonic skills at home linked to your child's current knowledge. Read Write Inc videos will be sent home each week for you to practise together.
- Read with your child at least three times a week and record this in the Reading Log so your child can take part in our reading reward system.
- Make sure that reading books and Reading Logs in a book bag are brought into school every day.
- Books should be re-read. This is to develop children's fluency and comprehension.
- Share your child's library book with them weekly and return to school so it can be changed.
- Practise weekly spellings (from Term 6)
- Volunteer to hear children read in school.
- Visit the local library and take part in reading challenges.



PE Kits

Your child will be having one PE sessions each week.

These will take place on a Friday.

PE Kit
Indoor: <ul style="list-style-type: none">• Black shorts or skorts• White t-shirt
Outdoor: <ul style="list-style-type: none">• As above with plimsolls and trainers (trainers preferred)• Black or blue leggings / tracksuit bottoms can be worn• Oreston hoodie or school jumper / cardigan can be worn
Note: All children will require a named PE bag. All items must be clearly marked with your child's name.

Please ensure that your child has the correct PE kit in school at all times as arrangements can change.

Please ensure all jewellery is removed and long hair is tied up. If studs cannot be removed, please cover with plasters/tape.

A reminder may be sent home if your child doesn't bring their kit into school.



Lunch time



eduspot



schoolmoney

- All children eat their lunch in the school hall.
- Early Years staff go to the hall to support the children in collecting their lunch, cutting food and selecting drinks and desserts.
- Your child will select what they would like to eat with a member of staff each morning.
- If your child does not like the meal they have chosen, they can select something different.
- Please try and choose at home

Autumn Menu 2022						
Week 1	Monday	Tuesday	Wednesday	Thursday	Friday	Week Cycle
Option 1	Toad in the Hole	Beef Lasagne	Roast Pork	Beef Stew & Dumplings	Battered Fish of the Day	
Option 2 (V)	Pizza Sub	Macaroni Cheese	Vegetarian Lasagne	Cheese Pizza	Tomato Soup & Crusty Roll	
Served with	Chunky Chips Garden Peas Mixed Vegetables	Garlic Bread Broccoli Baby Carrots	Roast Potatoes Sliced Carrots Cauliflower	Diced Potatoes Sweetcorn Spaghetti Hoops	Oven Chips Garden Peas Baked Beans	
Dessert	Jam Sponge	Flapjack	Jelly & Fresh Fruit	Fruit Crumble & Custard	Surprise Dessert	
Week 2	Monday	Tuesday	Wednesday	Thursday	Friday	Week Cycle
Option 1	Hot Dogs	Chicken & Bacon Pasta	Roast Chicken	Pepperoni Pizza	Salmon Fish Fingers	
Option 2 (V)	Pizza Sub	Cheese & Broccoli Quiche	Vegetarian Cottage Pie	Veggie Burger	Vegetable Nuggets	
Served with	Sliced Potatoes Sweetcorn Spaghetti Hoops	Potato Wedges Garden Peas Mixed Vegetables	Roast Potatoes Baton Carrots Broccoli	Potato Wedges Baked Beans Green Beans	Oven Chips Garden Peas Spaghetti Hoops	
Dessert	Pineapple Upside Down Cake	Custard Biscuits	Ice Cream	Jelly & Fresh Fruit	Surprise Dessert	
Week 3	Monday	Tuesday	Wednesday	Thursday	Friday	Week Cycle
Option 1	Chicken Pie	Spaghetti Meatballs	Roast Gammon	Chicken Burger	Fish Cakes	
Option 2 (V)	Pizza Sub	Quorn Curry	Vegetarian Roast	Sweetcorn Pizza	Cheesy Tractor Wheels	
Served with	Potato Wedges Sweetcorn Broccoli	Garlic Bread Green Beans Sliced Carrots	Roast Potatoes Cabbage	Diced Potatoes Baby Carrots Spaghetti Hoops	Oven Chips Garden Peas Baked Beans	
Dessert	Chocolate Cake	Jelly & Fresh Fruit	Apple Flapjack	Rice Crispy Cake	Surprise Dessert	

Reminders

- Drop off in the morning at the allotment gate between 8.40 and 8.50am and collection at 3.20pm (from the MUGA). FM will always come out first followed by FH. Please ensure you wait behind the white line so we can ensure all children reach their parent/carer safely.
- Children should bring in a named water bottle (just water please) every day.
- Children should have their name on all belongings.
- Foundation children are provided with fruit and milk daily (alternatives for allergies and intolerances).
- Children need to bring a **book bag** (with a keyring attached). They do not need to bring a separate bag for spare clothes as they can be kept in their book bag.
- Help your child by encouraging them to dress and undress themselves.
- If your child needs any medication, you need to fill in an administering medicine form from the office.
- Inhalers – Please bring these into school and they will be stored in a named bag in the classroom.
- Please contact the office as soon as possible to inform the school of any lateness or absence due to illness.
- Parking – please be mindful of the public when parking at the beginning and end of the day. Do not park on the double yellow lines or on the pavement.

Making Contact

- If you have any concerns, please let us know sooner rather than later.
- You can email us at foundation@oreston.com or admin@oreston.com or phone on 01752 402050 (URGENT).
- We would like to know your concerns so that we can then help.

The School Website:

www.orestonacademy.com



Thank you for listening!