



WESTCOUNTRY  
SCHOOLS TRUST

# Getting to know Year 1

1K and 10 classes  
2023/2024





WESTCOUNTRY  
SCHOOLS TRUST

Welcome

## A Message from Mrs Chivers...

In starting school this September, our number one priority is ensuring that the children build strong connections with their new teaching team, so that they feel **safe** and **happy** in their new **learning** environments.

Our aim for all children is to grow their potential to enable them to achieve high personal performance through knowledge-rich curriculum experiences throughout the coming year. The curriculum is supported by our strong ethos of wellbeing and care; our school values; promotion of mental health and having high expectations for all our children to succeed.

Please do email [leaders@oreston.com](mailto:leaders@oreston.com) should you wish to get in touch.

We look forward to working positively in partnership to achieve the very best for your child.








# Meet the Year 1 Team




Mrs King  
KS1 leader and  
Year 1 teacher



Miss Oatham  
Year 1 teacher



Mrs Collier  
Year 1 teaching  
assistant



Mrs Ridolfo  
Year 1 teaching  
assistant



Gemma Thomson  
SEND teaching  
assistant across the  
school





## Meet the Leadership Team



Mrs Chivers  
Headteacher



Mrs Greenway  
Deputy  
Headteacher



Mr Armley-Jones  
Assistant  
Headteacher  
SENDCo



Miss Hannaford  
KS2 Leader



Mrs King  
KS1 Leader



Mr Mantell  
EYFS Leader



## Meet the Wellbeing Team




Mr Armley-Jones  
SENDCo



Mrs Parker  
Pastoral/Family  
support lead



Miss Boston  
ELSA



Miss Trafford  
ELSA



Mrs Ridolfo  
ELSA



Mrs Chambers  
ELSA

We recognise the importance of promoting **positive wellbeing** for all and have a dedicated team to support this in school. Please feel free to make contact if you feel there is any support you require.





## Our Expectations

### Our School Values



### Behaviour

We celebrate and recognise our achievements through our Lighthouse system.

We award dojo points to recognise positive learning behaviours.

We set class targets for each term, so we can work together to achieve our class goal.



**ClassDojo**

### Behaviour

We reflect on our actions through reflection time, which is discussed with an adult.



## English

Texts That Teach

## Maths

Power Maths  
TT Rockstars  
Numbots

## Our Curriculum

We use the National Curriculum.  
The following resources support the  
curriculum planning and learning:

## Computing

Purple Mash  
Teach Computing

## Reading

Read Write Inc

## Spelling

Read Write Inc –  
Fred fingers

## History/Geography/RE

Opening Worlds

## PE

Arena PE

## Handwriting

Letter Join

## PSHE

Jigsaw

## Music

Kapow

## French

Rachel Hawkes



## Our Learning next term

Each term, you will receive a parent overview of the curriculum. This helps support the learning partnership.

- English – Playing with friends (information text), Don't Spill The Milk (narrative), Oi frog (poetry) and Dear Mother Goose (letter writing)
- Maths – numbers to 10, part-whole within 10, addition within 10, subtraction within 10, 2D and 3D shapes
- Geography – Where in the world am I? local area study
- History - Is there any difference between schools today (in our local area) and in the time of your parents and grandparents?
- RE – Who do Christians say made the world? Who is Jewish and how do they live?
- Art – self portraits and looking at portraits by Vincent Van Gogh and Picasso.
- DT – levers and sliders
- Computing – online safety, grouping and sorting data.
- Music – building up our musical vocabulary through music, movement, chanting and the playing of tuned percussion instruments.
- PE – Games: rolling, throwing, kicking and controlling a ball. Dance: dinosaurs





This document shows you what your children will be aiming to achieve by the end of year xx in reading, writing and mathematics.

These are available on our school website.

[Year 1 | Oreston Community Academy  
\(orestonacademy.com\)](http://orestonacademy.com)



## Year 1 Standards

### Mathematics

- Count to and across 100, forwards & backwards from any number.
- Read and write numbers to 20 in numerals & words.
- Read and write numbers to 100 in numerals.
- Say 1 more/1 less to of any given number to 100.
- Count in multiples of 2, 5 & 10.
- Use bonds and subtraction facts to 20.
- Add & subtract 1 digit & 2 digit numbers to 20, including zero.
- Solve one-step multiplication and division using objects, pictorial representation and arrays.
- Recognise half and quarter of object, shape or quantity.
- Sequence events in chronological order.
- Use language of day, week, month and year.
- Tell time to hour & half past.



### Oreston Community Academy



## End of Year Expectations for Year 1

This booklet provides information for parents and carers on the end of year expectations for children in our school. The National Curriculum outlines these expectations as being the minimum requirements your child must meet in order to ensure continued progress.

All the objectives will be worked on throughout the year and will be the focus of direct teaching. Any extra support you can provide in helping your children to achieve these is greatly valued.

If you have any queries regarding the content of this booklet or want support in knowing how best to help your child please talk to your child's teacher.

### Reading

- Identify which words appear again and again.
- Recognise and join in with predictable phrases.
- Relate reading to own experiences.
- Re-read if reading does not make sense.
- Re-tell with considerable accuracy.
- Discuss significance of title and events.
- Make predictions on basis of what has been read.
- Make inferences on basis of what is being said and done.
- Read aloud with pace and expression, i.e. pause at full stop; raise voice for question.
- Recognise:
  - capital letters
  - full stops
  - question marks
  - exclamation marks
- Know difference between fiction and non-fiction texts.



### Writing

- Write clearly punctuated sentences.
- Use 'and' to join ideas.
- Use standard forms of verbs, e.g. go/went.
- Introduce use of:
  - capital letters
  - full stops
  - question marks
  - exclamation marks
- Use capital letters for names, places and personal pronoun 'I'.
- Write a sequence of sentences to form a short narrative [as introduction to paragraphs].
- Use correct formation for all lower case letter finishing in right place.
- Use correct formation of capital letters.
- Use correct formation of digits.





## Read Write Inc



At Oreston we follow ***Read Write Inc. Phonics***, a very popular and successful reading programme. All staff are highly skilled in teaching this programme and have weekly coaching and practice sessions.

The programme ensures that children 'keep up, not catch up'. Your child will be assessed before the end of this term and be grouped based on their phonic ability for their return in September. Your child will then be assessed at the end of each half term throughout the year so that they are always in the right group to maximise their reading progress.

There are further updates and information on our school website.







## Reading Rewards Y1

Your child's reading (at home) will be recorded in the Home Learning Planner.

- Expectation is a minimum of 3 home reads each week.
- Checked by staff weekly and number of reads counted (1 read=1 point)
- They also earn one point per week if you read to your child and record this.

Points	Awards
100	Bronze award
175	Silver award
250	Gold award





## Learning planners

### Oreston Community Academy



#### Learning Partnership Planner

<b>Name</b>	
<b>Class</b>	
<b>Year</b>	



#### Home Learning and Reading

Week Beginning: 4th September 2023

The book I am reading this week is...

Pages I have read and comments:

--

Signature

Pages I have read and comments:

--

Signature

Pages I have read and comments:

--

Signature

Pages I have read and comments:

--

Signature

Pages I have read and comments:

--

Signature

Additional Reading Comments

--



WESTCOUNTRY  
SCHOOLS TRUST

In September, we are introducing our **Learning Planners**, which every child will receive.

The intention is to promote the high value we put on home/school links and continuing school learning at home.

Home learning is to be recorded in them each week and planners then shared with the class teacher.

These are to be valued and looked after by children. Replacements will need to be purchased should your child lose or damage them.





# Home Learning



WESTCOUNTRY  
SCHOOLS TRUST



**ClassDojo**

## Key Stage 1

Year 1 and Year 2

Reading

Spellings/ Phonics support including videos

Maths activity (Numbots/Key instant recall facts)

### Numbots

Year 1	Steel
Year 2	Titanium
Year 3	Gold
Year 4	Platinum
Year 5	Diamond
Year 6	Achieve 3 stars on each level

We encourage you to work together with your child to support them with their home learning.

The home learning will be set on Class Dojo.

Please use the weekly planner pages to record home learning completed.



## Daily Routines

Arrival time is between 8.40 – 8:50am.

Your child will hand in their RWI reading books and school learning planner and take part in a morning activity practising key skills.

Break time is 10:45 - 11:00am

Lunchtime is 12:00 - 1:00pm

Afternoon break is 2:00 – 2:15pm

At 3:20pm the children will walk out in a line and be dismissed one by one to their parent/carer from the playground.

Please only wave when your child is at the front of the line to assist us in making collection quicker and easier.

We thank you for your patience while we get to know faces in September 😊.  
We will speed up - we promise!





## School uniform/ PE kit

All children are expected to wear school uniform. It consists of the following items:



- Oreston logo navy blue sweatshirt or cardigan (no zips or hoods)
  - Oreston navy blue fleece (optional)
- Oreston (or plain) white polo shirt / collared shirt / blouse
- Grey or navy skirt, pinafore dress, tailored trousers or shorts
- Blue and white gingham dress for summer (no jumpsuits)
  - Navy / white / grey socks or navy / grey tights
  - Suitable black school shoes (no trainers or boots)
- Note: Children in Foundation, Year 1 and 2 must have a school book-bag.
- **All items of clothing must be clearly marked with your child's name.**
  - Only watches and stud earrings allowed

### PE Kit

Indoor:

- Black shorts or skorts
  - White t-shirt

Outdoor:

As above with plimsolls and trainers  
(trainers preferred)

Black or blue leggings / tracksuit bottoms  
can be worn

Oreston hoodie or school jumper /  
cardigan can be worn

**From September, children can come to school wearing their PE kit on their PE days.**



## What to bring each day



WESTCOUNTRY  
SCHOOLS TRUST

- A **small** bag or book bag
- School learning planner and reading books
- A named water bottle
- Packed lunch (if not having a school meal). Please remember to **not** include peanut or nut products
- Fruit snack (FS and KS1 free fruit provided)
- If your child has medication please ensure the correct forms have been completed. These forms can be downloaded from the school website.





## Parent partnership

We are very keen to promote positive parent/school partnership.

Class Dojo enables us to share key messages and learning on our class story.

We have emails through which you can contact the year group team...  
[yearone@oreston.com](mailto:yearone@oreston.com)



WESTCOUNTRY  
SCHOOLS TRUST



Throughout the year, we will have opportunities to discuss your child and their learning.

AUT-parents meetings   SPR-mid year learning reviews   SUM-annual reports

There will also be opportunities throughout the year for your children to share their learning with you.



School website

Our school website is an excellent place to find out key information about the school. We hope you find it helpful.

[Home | Oreston Community Academy \(orestonacademy.com\)](https://www.orestonacademy.com)





**Any questions?**

If you have any further questions, please ask now.

Feel free to contact us via email on [yearone@oreston.com](mailto:yearone@oreston.com)

Thank you 😊